



Product Identification Guide

Sensor Types

Rev. 2.01
28th January, 2004

Premier Way, Abbey Park
Romsey, Hampshire, S051 9AQ
England

Tel: +44 (0) 1794 518448
Fax: +44 (0) 1794 518077
Email: techsupport@BandG.com

© B&G Ltd. 2004
The copyright of this Manual is the property of Brookes & Gatehouse Ltd.

CONTENTS

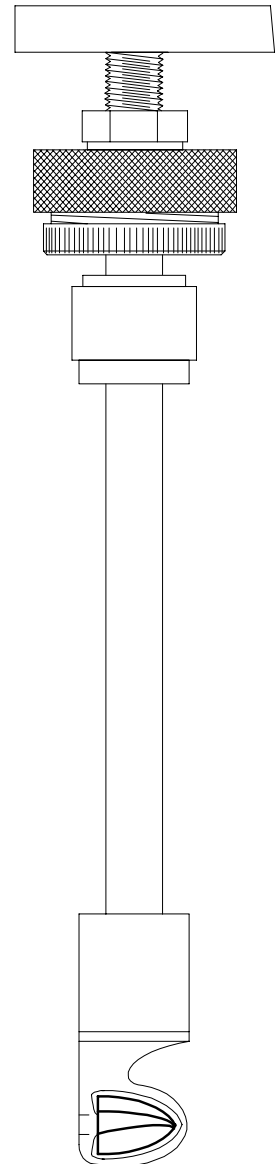
Description	Page
BOAT SPEED SENSORS	2
IMPELLER TYPE	2
PADDLEWHEEL TYPE	3
SONIC SPEED.....	6
XTL- MICROSONIC SPEED SENSOR	6
DEPTH FINDERS	7
HECTA.....	7
DEPTH TRANSDUCERS	8
MASTHEAD UNITS	10
A-TYPE MASTHEAD UNIT	10
C-TYPE MASTHEAD UNIT	10
MINI MASTHEAD UNIT	10
283 MASTHEAD UNIT.....	11
213 MASTHEAD UNIT.....	11
213 VERTICAL MASTHEAD UNIT.....	12
496 MASTHEAD UNIT.....	13
TYPE 211 WIND VANE	13
ANEMOMETERS	14
TYPE 150	14
TYPE 152 ANEMOMETER.....	14
DIRECTION FINDERS	16
HERON/HOMER	16
COMPASS SENSORS	17
HALCYON 3	17
SUPER HALCYON 3	18
HALCYON 2000	19
H1000 FLUXGATE UNIT.....	19
HALCYON GYRO STABILISED COMPASS SENSOR.....	20
ROTARY RUDDER POSITION SENSOR	21
LINEAR FEEDBACK SENSOR	21
TANK CONTENTS/LEVEL SENSING SYSTEM	22
LOADCELL SENSORS	23

BOAT SPEED SENSORS

Impeller Type



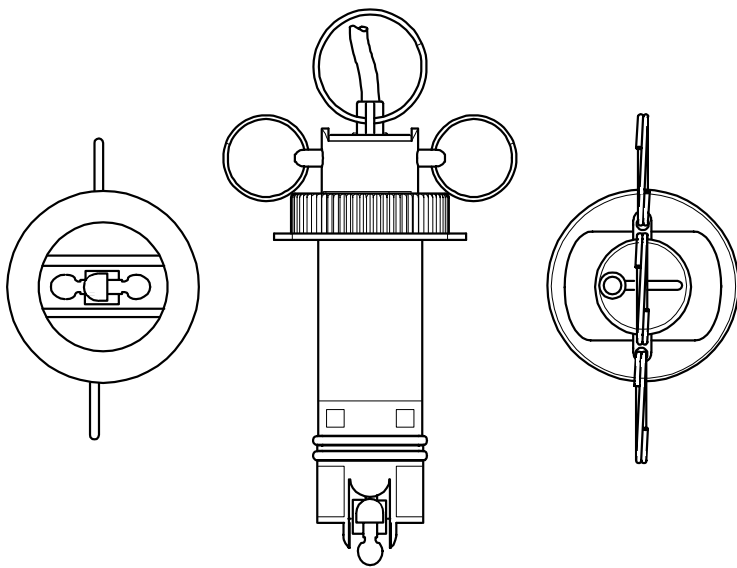
Impeller Type Speed Sensor. Part No. 117-00-120



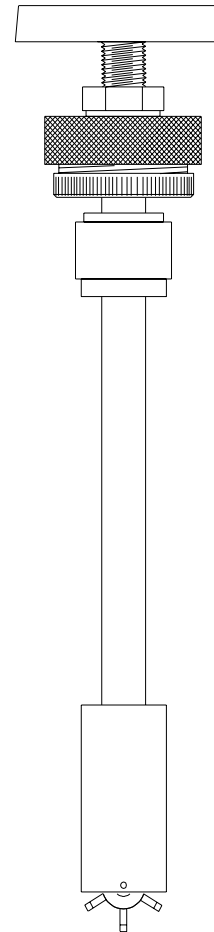
Impeller Type Speed Sensor for use with a Shut-Off-Valve (Part No. 117-00-124)

Unit Description	Hull Housing Material/Type	Sensor Body Diameter	Sensor Body Length	Cable Termination	Part Number	Impeller Spares Kit
Speed Sensor, Impeller Type	White Plastic	31mm	88mm (excluding top fittings)	Bare Wires	117-00-120	110-10-B21
Speed Sensor, Impeller Type	Bronze	31mm	88mm (excluding top fittings)	Bare Wires	117-00-060	110-10-B21
Speed Sensor, Impeller Type for Shut-Off valve Housings	Shut-Off Valve	31mm	251mm	Bare Wires	117-00-124	110-10-B21
Impeller Spares Kit (Black)	All	n/a	n/a	n/a	110-10-B21	110-10-B21

Paddlewheel Type



Modern Four Blade Paddlewheel Speed Sensor (Part No. SEN-SPEED-N, H, or P)



Six Blade Paddlewheel Sensor for use with a Shut-Off-Valve (Part No. 202-00-064)

Unit Description	Hull Housing Material/Type	Sensor Body Diameter	Sensor Length	Cable Termination	Sensor Part Number	Paddlewheel Spares Kit
Network Paddlewheel, Low-speed (6 blades) old type	White Plastic	31mm	105mm	Network Plug	610-0A-026	202-00-129
Hydra/Focus Paddlewheel, low-speed (6-blades), old type	White Plastic	31mm	105mm	Bare wires	202-00-100	202-00-129
Network Paddlewheel, low-speed (6-blades), old type	Bronze	31mm	105mm	Network Plug	610-0A-036	202-00-128
Network Paddlewheel, high speed (4-blades), old type	White Plastic	31mm	105mm	Network Plug	610-0A-129	202-00-161
Network Paddlewheel, high speed (4-blades), old type	Bronze	31mm	105mm	Network Plug	610-0A-130	202-00-160
Hydra/Focus Paddlewheel, 6-blades, blue colour	Black Plastic	40mm	93mm	Bare Wires	202-00-045	202-00-054
Hornet 4 Paddlewheel, 6-blades red colour	Black Plastic or Bronze	40mm	93mm	Bare Wires	202-00-036	202-00-054
Network Paddlewheel, 4-blades	Bronze or Black Plastic	31mm (insert only)	90mm	Network Plug	SEN-SPEED-N	SEN-SPRS-SPD
Hydra Paddlewheel, 4-blades	Bronze or Black Plastic	31mm (insert only)	90mm	Bare Wires	SEN-SPEED-H	SEN-SPRS-SPD
h1000 Speed Sensor, 4-blade, 3m cable	Bronze or Black Plastic	31mm (insert only)	90mm	Bare Wires	SEN-SPEED-P	SEN-SPRS-SPD



Network Six-Blade, Low-Speed Paddlewheel Sensor (Part No. 610-0A-026)



Network Four-Blade, High-Speed Paddlewheel Speed Sensor (Part No. 610-0A-129)



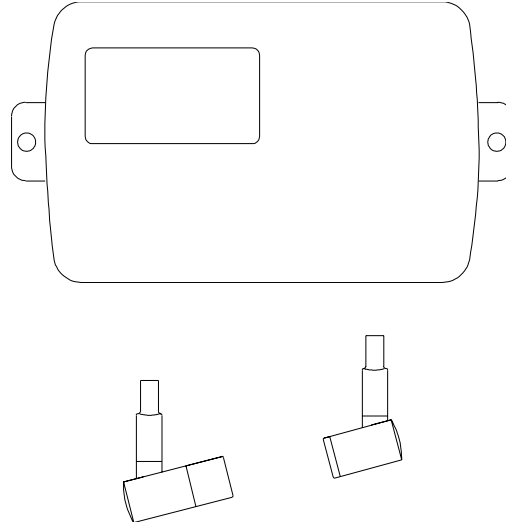
Six-Blade Paddlewheel Speed Sensor - Hornet 4 System (Part No. 202-00-036)



Four-Blade Paddlewheel Sensor used on (Part No. SEN-SPEED-N, H, or P)

Sonic Speed


Description: Matched pair of sensors connected to a central processor
 Date introduced: 1986
 Date Discontinued: Current system
 Part Number: 184-00-081



The Sonic Speed Sensor System uses two sensors, positioned fore and aft and the boat's speed is calculated by measuring the time taken for a series of sonic pulses to travel through the water between the two sensors.

XTL- Microsonic Speed Sensor

Description: Sonic speed sensors mounted in an underwater fin assembly
 Date Introduced: 1988
 Date Discontinued: Current system
 Part Number: 275-00-001/017, 275-00-032/032, 275-00-039, 275-00-045/046
 dependent on stud length and material type



DEPTH FINDERS

Hecta

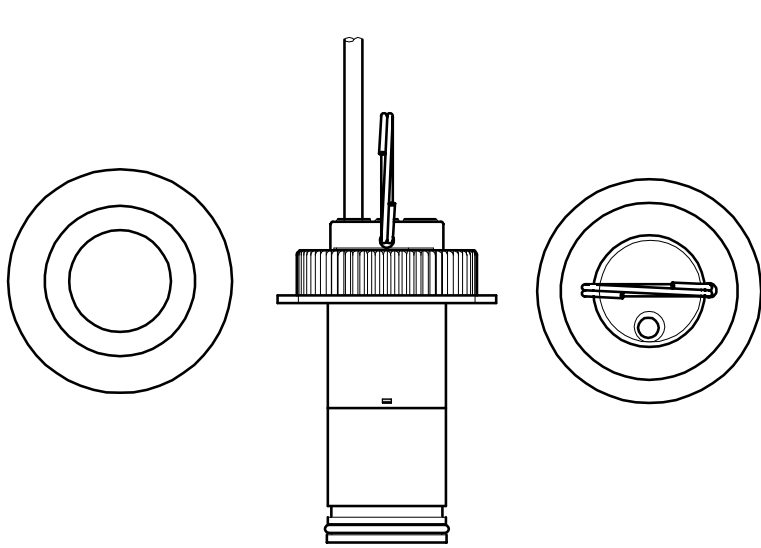
Description: Transistorised echo sounder

Date Introduced: 1958

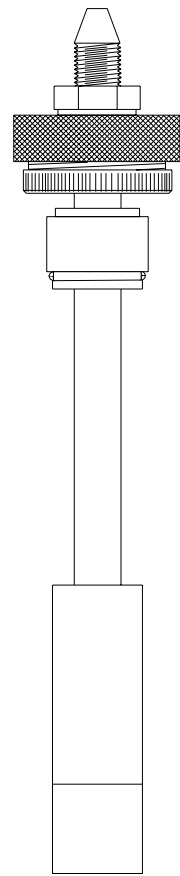
Date Discontinued: 1978 - Superseded in 1979 by the 200 meter range Hecta echo sounder



DEPTH TRANSDUCERS




Modern Depth Sensor
(Part No. SEN-DEPTH-H)



Depth Sensor for use with a Shut-Off-Valve
(Part No. 157-AA-038)

Unit Description	Hull Housing Material/Type	Sensor Body Diameter	Sensor Length	Cable Termination	Part Number
Hydra/Focus Depth Transducer	White Plastic	31mm	109mm	Bare Wires	401-00-011
Network Depth Transducer	White Plastic	31mm	109mm	Network Plug	610-0A-027
Hydra/Focus Depth Transducer	Bronze Housing	31mm	109mm	Bare Wires	199-00-018
Network Depth Transducer	Bronze Housing	31mm	109mm	Network Plug	610-0A-040
Hecta early Hydra Depth Transducer	Bronze	31mm	109mm	Bare Wires	199-00-029
Hecta Mk 6	Bronze	31mm	109mm	Co-ax Connector	111-00-049
Network Depth Transducer	Black Plastic	41mm	89mm	Conexall Connector	SEN-DEPTH-N
Hydra Depth Transducer	Black Plastic	41mm	89mm	Bare Wires	SEN-DEPTH-H
h1000 Sail Passive Transducer 170kHz	Black Plastic or Bronze	41mm	89mm	Bare Wires	SEN-DEPTH-P
h1000 Power Active Transducer 235kHz	Black Plastic or Bronze	41mm	89mm	Bare Wires	SEN-DEPTH-A2



Housing for an Impeller-Type Speed Sensor (Part No. 117-00-046)



The shut-off-valve is used mainly on larger vessels; the insulation packing prevents corrosion caused by electrolytic action on steel hulled boats. (Part No. Housing – 155-00-025, Insulation Kit -155-30-017).

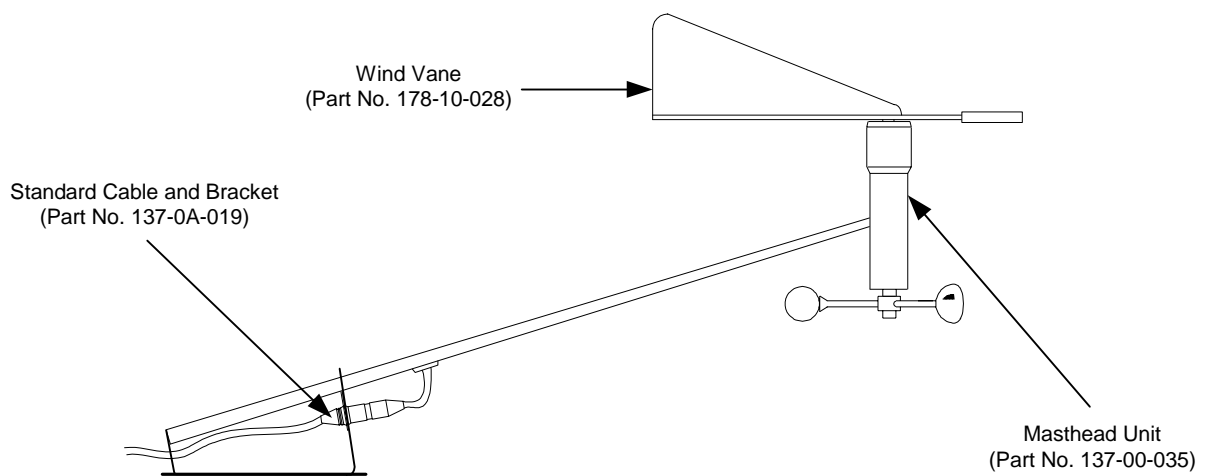
MASTHEAD UNITS

A-Type Masthead Unit

Description: Used with very old Hornet systems
 Date Introduced: 1950's
 Date Discontinued: 1972
 Part Number: (No longer available)

C-Type Masthead Unit

Description: Used with Horsa, Hornet and Hercules 190/290 systems
 Date Introduced: 1972/73
 Date Discontinued: 1986/87
 Part Number: 137-00-035 (No longer available)

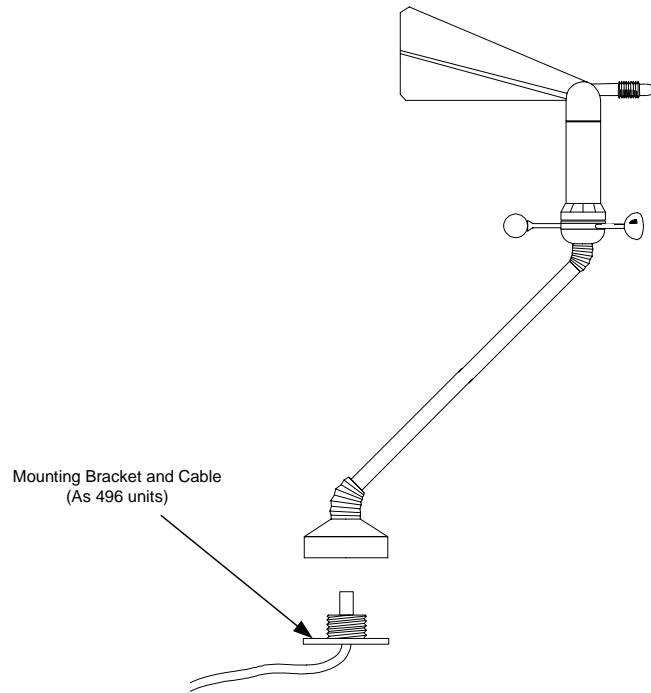


Mini Masthead Unit

Description: Used with Hercules 190/290 systems
 Date Introduced: 1984
 Date Discontinued: 1985
 Part Number: (No longer available)

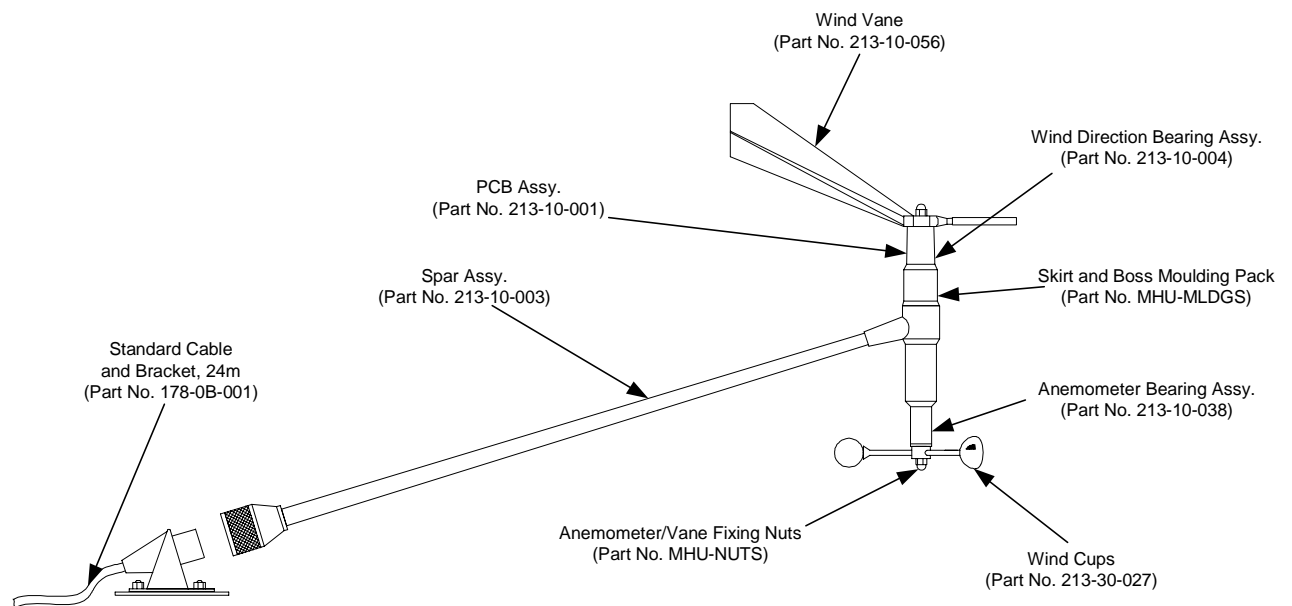
283 Masthead Unit

Description: Used with Focus and early Network systems
 Date Introduced: 1988
 Date Discontinued: 1996
 Part Number: 283-00-001



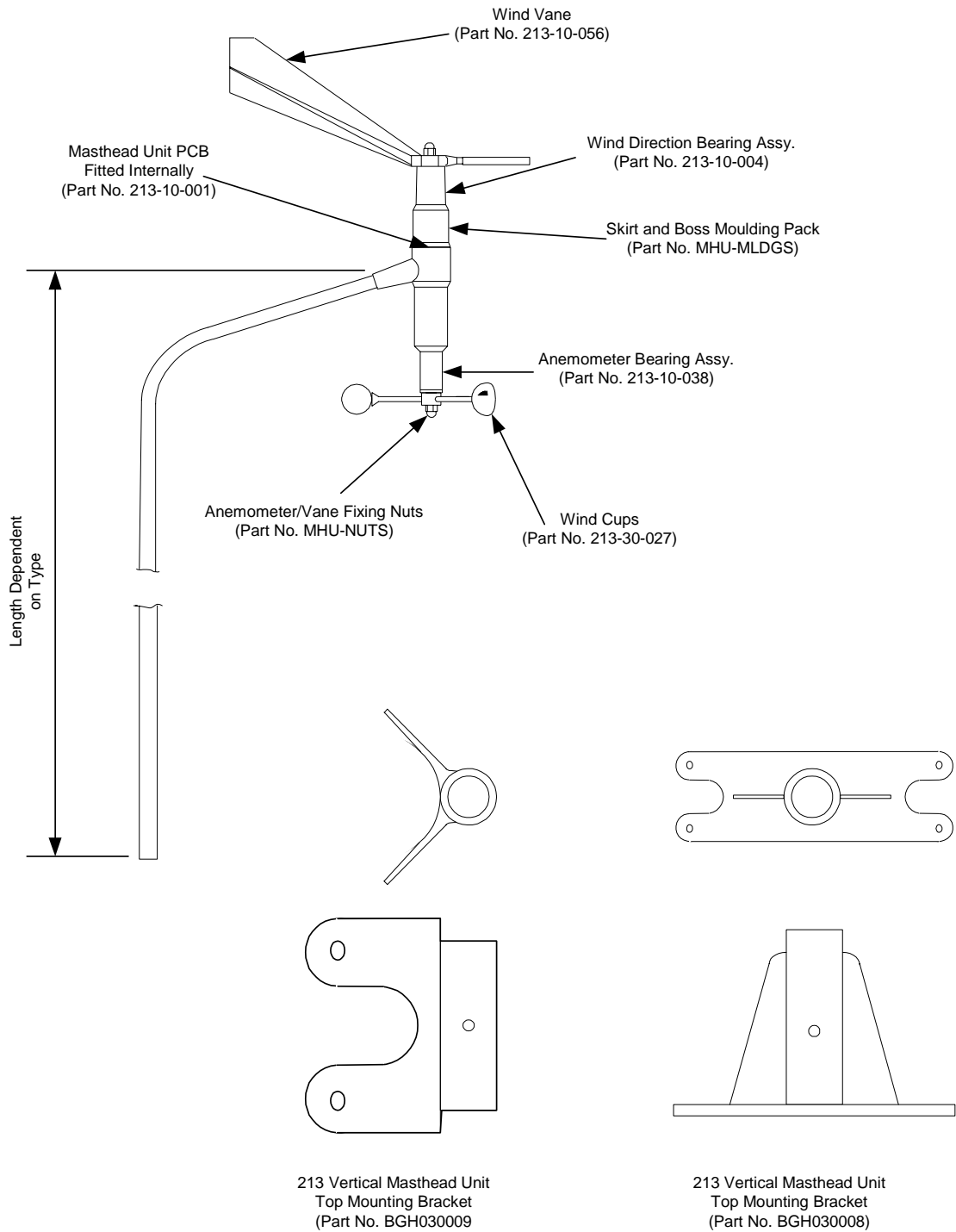
213 Masthead Unit

Description: Used with Hercules 390, Hydra 2000 and Hercules 2000 systems
 Date introduced: 1985/86
 Date Discontinued: Current Unit
 Part Number: 213-00-002



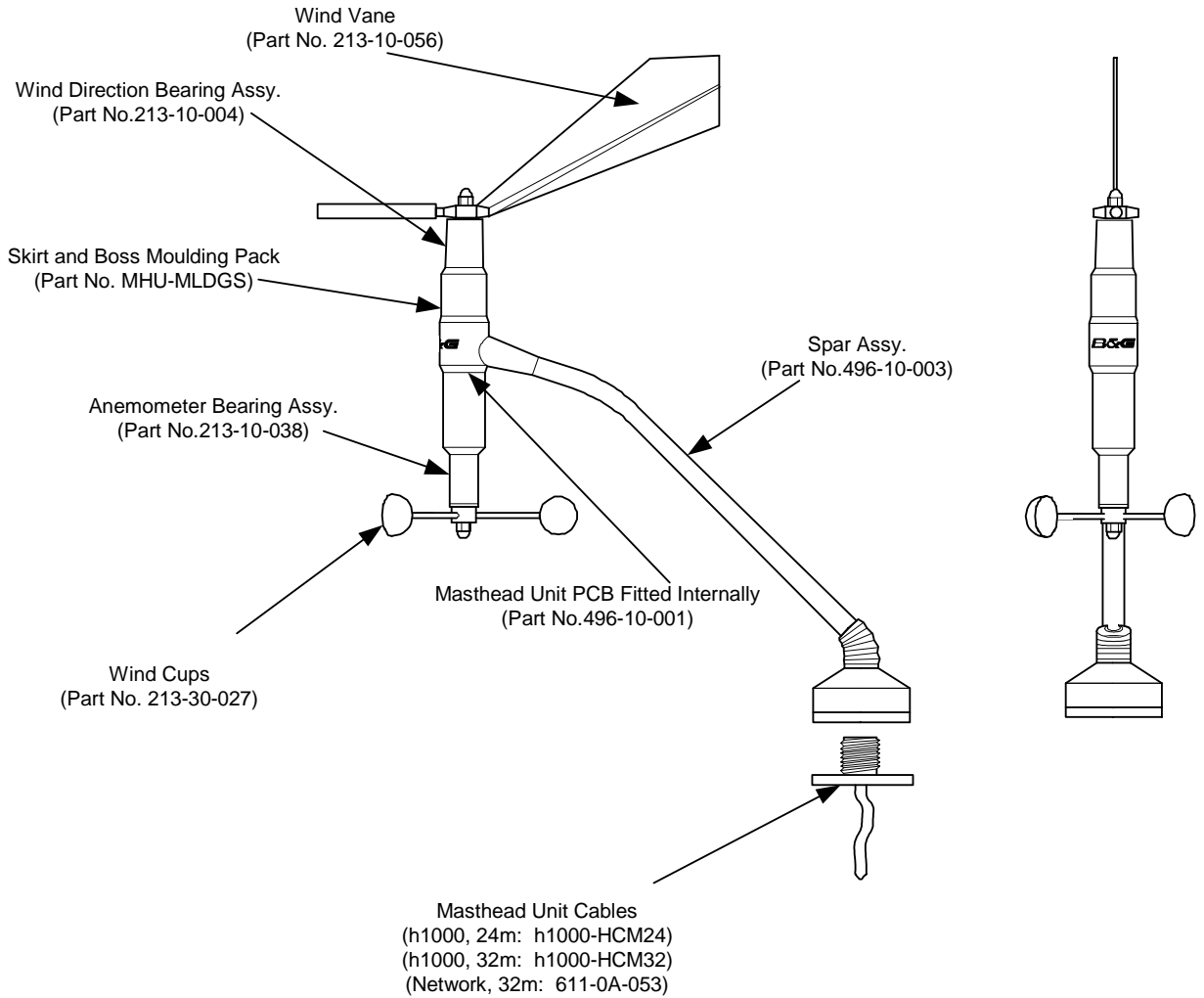
213 Vertical Masthead Unit

Description: Used with Hydra/Hercules systems
 Date Introduced: 1999
 Date Discontinued: Current Unit
 Part Number: BGH031001 (32"), BGH031002 (42"), BGH031002S (Ocean Spec.*),
 BGH031003 (57") & BGH031003S (Ocean Spec.*)
 *Ocean Spec constructed with extra laminate for increased durability



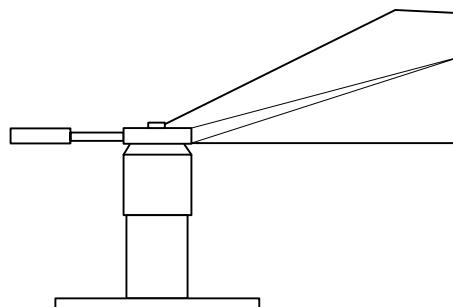
496 Masthead Unit

Description: Used with Network and h1000 systems
 Date Introduced: 1996
 Date Discontinued: Current Unit
 Part Number: 496-00-001



Type 211 Wind Vane

Description: Primarily used with early B&G industrial systems in conjunction with the 152 Anemometer
 Date Introduced: 1976
 Date Discontinued: 1985



ANEMOMETERS

Type 150

Rotation of the Fan blades provides the power to operate the readout display, directional. Specialist use, for measuring wind speed in wind tunnels etc.



Fan Type Anemometer

Type 152 Anemometer

Primarily used to provide accurate wind speed information, for early B&G Industrial Systems. This unit, in conjunction with the Model 211 Wind Vane, was also used to provide wind information for early B&G marine systems.

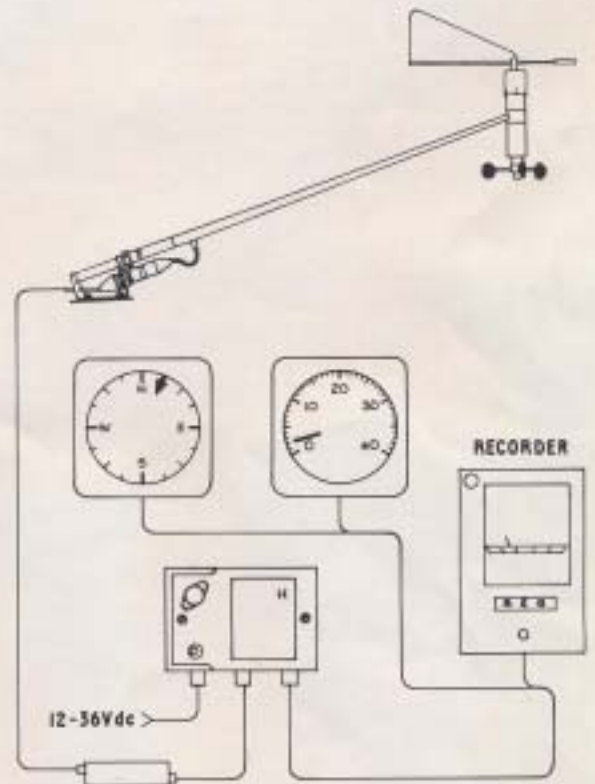


Type 160

WIND SPEED AND DIRECTION INDICATOR MODEL 160



The Model H wind speed and direction indicator is designed and manufactured to the highest standards to meet a wide variety of commercial and industrial applications. It is sealed against moisture and dust and is intended for use at air fields, power stations, hovercraft landing pads, oil rigs, on offshore data collecting buoys and as the controlling sensor for pollution monitoring. It is suitable for any application where accurate wind speed and direction is required. The system comprises a detachable masthead unit, a control unit and the two indicators. All the units are sealed against the ingress of moisture and dust and are corrosion and vibration proof. Reliable operation is obtained at very low wind speeds. The instrument is designed to give a meter read-out or operate pen recorders.



DIRECTION FINDERS

Heron/Homer

Description: Long wave direction finding aerial

Date Introduced: 1955

Date Discontinued: 1963



COMPASS SENSORS

Fluxgate Type

Halcyon 3

Description: Used with Hercules 190 systems
Date Introduced: 1981
Date Discontinued: 1987
Part Number: No longer available



Sensor viewed from the base showing the connector



Sensor viewed from the top showing mounting orientation

Super Halcyon 3

Description: Used with Hydra/Hercules 190, 290 and 390 systems
Date Introduced: 1987
Date Discontinued: 1997
Part Number: 386-00-009



Sensor viewed from the base showing the connector



Sensor viewed from the top showing mounting orientation

Halcyon 2000

Description: Used with Hydra/Hercules systems
 Date Introduced: 1997
 Date Discontinued: Current unit
 Part Number: 486-00-009



View of the sensor showing the FastNet connector

h1000 Fluxgate Unit

Description: Used with h1000 systems
 Date Introduced: 2002
 Date Discontinued: Current unit
 Part Number: h1000-CSU



View of sensor showing the two FastNet² Databus connections at the base

Halcyon Gyro Stabilised Compass Sensor

Description: Used with the Halcyon Gyro Processor on Hydra/Hercules systems and ACP Mk2 from 2003
Date Introduced: 1999
Date Discontinued: Current unit
Part Number: BGH060002



RUDDER AND MAST ROTATION SENSORS

Rotary Rudder Position Sensor

Description: Used with the Helmstar, Hydra, Hercules, Network and h1000 autopilot systems
 Date Introduced: 1985
 Date Discontinued: Current unit
 Part Number: RRF-ACP



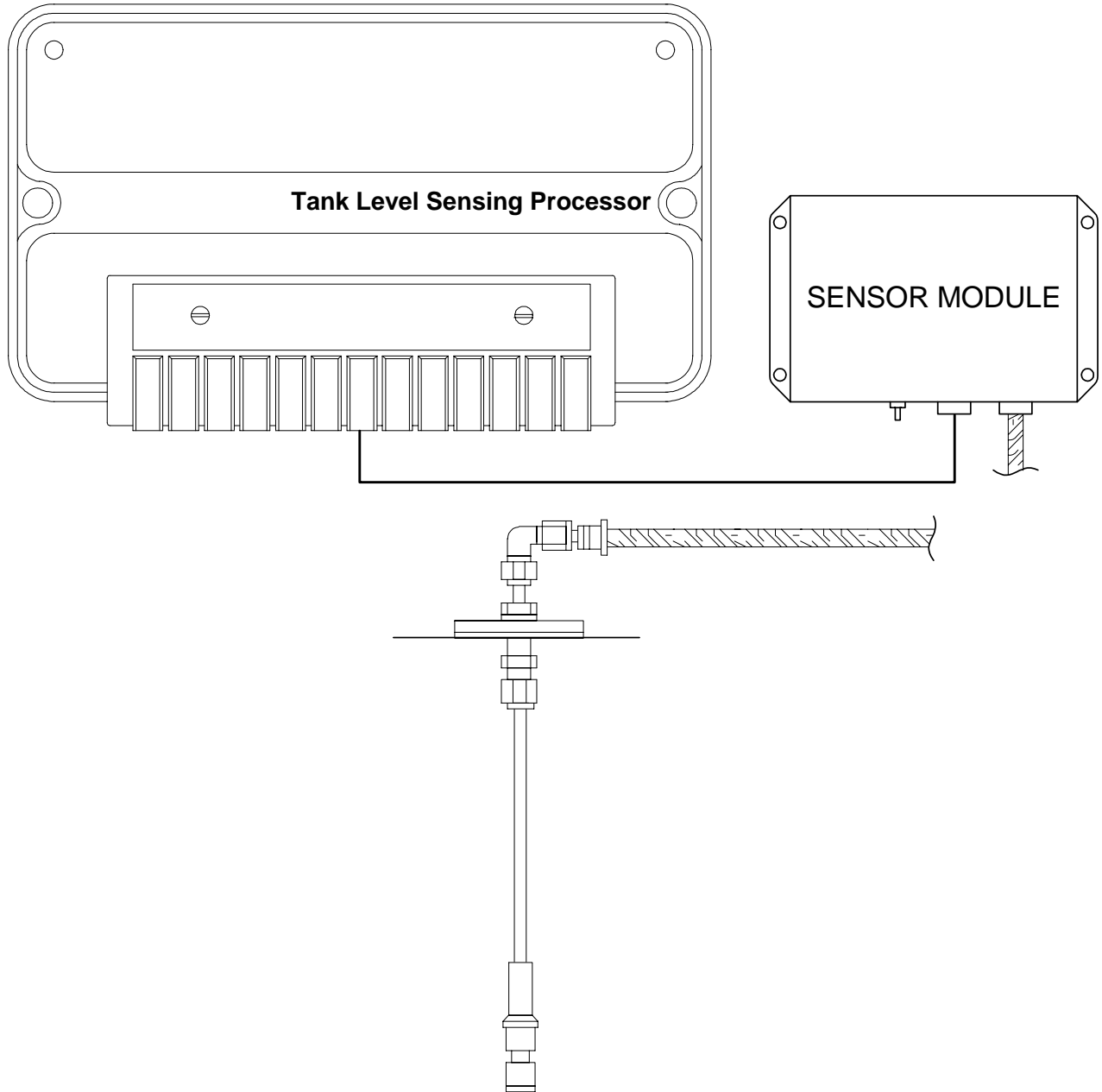
Linear Feedback Sensor

Description: Used with the Hydra 2000, Hercules 2000 and h1000 autopilots (Blue Type 1 and 2 Rams)
 Date Introduced: 2003
 Date Discontinued: Current unit
 Part Number: SEN-RUD-LFB



TANK CONTENTS/LEVEL SENSING SYSTEM

Description: Used with the Hydra/Hercules Main Processor
 Date Introduced: 2002
 Date Discontinued: Current unit
 Part Number: BGH090001 (aluminium), BGH090002 (brass) or BGH090003 (stainless steel)



Additional Sensor Modules and fittings Part No. BGH091001 (aluminium), BGH091002 (brass) or BGH091003 (stainless steel)

LOADCELL SENSORS

Description: Used with the Hydra 2000 and Hercules 2000 systems

Date Introduced: 2000

Date Discontinued: Current unit

Part Number: Standard Loadcell Part Nos.

BGH041001 - 12.7mm (1/2")

BGH041001 - 16mm (5/8")

BGH041003 - 19mm (3/4")

BGH041004 - 23mm (7/8")

BGH041005 - 25.4mm (1")

BGH041006 - 28.5mm (1 1/8")

BGH041007 - 32mm (1 1/4")

